

Economic impact assessment of the Weedon Project
Preliminary version

Presented to MYM Nutraceuticals

January 22, 2018

Contents

Executive summary	3
Context and methodology	7
Economic impact generated by the construction	12
Economic impact generated by the operations	18
Total economic impact assessment	21
Governments tax revenues	23
Other potential sources of economic impact	29



Executive summary

Executive summary

Fixed assets investments

- Investments of \$104 M are planned for the construction of cannabis production greenhouses in Weedon, Quebec, as well as \$119 M for the construction of a multipurpose center, which will include a museum, an auditorium, a cafeteria, a school, a restaurant, a bookstore, a luxury hotel, a clinic and a cannabis research and innovation center. These two infrastructures represent a total of \$223 M in construction investments.

Total economic impact

- The total economic impact (added value to the project's costs) for all construction projects and greenhouses operations on a 15-year period, assuming full production capacity, is estimated at \$3.1 B for Canada. The breakdown goes as follows: \$208.1 M for construction and \$2.9 B for operations (\$194.9 M per year). As for Quebec, using the same calculation method, the economic impact over the same period of time is estimated at \$2.2 B.
- The total FTE (full-time equivalent) employment in Canada generated by the Weedon project is estimated at 30,790 FTEs for a period of 15 years. The jobs distribution is 2,245 for construction and 28,545 for operations (1,903 FTEs per year). As for Quebec, a total of 23,025 FTEs are estimated for the same period.

Economic impact generated by the construction

- The direct value added to GDP from the construction projects in Canada is estimated at \$93.1 M and the total impact (including indirect and induced impacts) is estimated at \$208.1 M. The economic impact in Quebec is estimated at \$173.5 M.
- The total number of required jobs for the construction is estimated at 2,244 FTEs for Canada, including 1,953 in Quebec. This total includes 1,162 direct jobs (FTE), which 1,137 would take place in Quebec.

Executive summary (continued)

Economic impact generated by the operations

- The total economic impact in Canada of the greenhouses operations (including indirect and induced impacts) generated by the operating expenses is estimated at \$2.9 B for a period of 15 years, or \$194.9 M per year. The economic impact for Quebec is estimated at \$2.1 B for the same period.
- Total employment generated by the operations in Canada (including indirect and induced impacts) is estimated at 28,545 FTEs, or 1,903 FTEs per year. This means 6,000 direct jobs (job-year equivalents) over the studied period, or about 400 jobs per year. For Quebec, the total number of jobs is estimated at 23,025 FTEs over this 15-year period.

Governments tax revenues

- The construction projects and the greenhouses operations will generate tax revenues (excluding corporate taxes and potential excise duty) of nearly \$493.4 M for the Government of Quebec and nearly \$277.6 M for the Government of Canada. These revenues are segmented as follows:
 - more than \$60.6 M from construction work, including \$40.7 M for the Quebec government and nearly \$19.9 M for the federal government;
 - nearly \$710.3 M over a 15-year period from operating expenses, including \$452.6 M for the Quebec government and \$257.7 M for the federal government. These estimates exclude excise duty on cannabis products revenues, as proposed by the Department of Finance Canada.
- Other tax revenues are also expected for the governments of Quebec and Canada from excise duty on cannabis products. These revenues are estimated at about \$1 per gram, depending on the type of product. The currently proposed revenue distribution by the Department of Finance Canada for the excise duty goes as follows : 75% for the Government of Quebec and 25% for the Government of Canada.

Executive summary (continued)

- Considering a full production capacity of 165 M grams from dry cannabis and trim extracts, and considering 1 M seed plants for personal use, the total estimated excise duty revenues are \$124,5 M for Quebec and \$41.5 M for Canada.
- On a 15-year period, and assuming full production capacity, excise duty will generate \$1,9 B for Quebec and \$622.5 M for Canada.
- These tax earnings estimates exclude revenues from corporate taxes.

Other potential sources of economic impact

- The multipurpose CannaCentre building will include a museum, an auditorium, a cafeteria, a school, a restaurant, a bookstore, a luxury hotel, a clinic and a cannabis research and innovation center. These projects will also generate operational revenues, but these have not been quantified.
- Moreover, the Weedon Project will include the construction of a 36 energy self-sufficient houses residential project with Ghouse.
- The research and innovation center will also work to develop industrial hemp applications, in partnership with the Weedon economic corporation, in order to foster the creation of new businesses in the Weedon industrial park.
- MYM also wants to enter into agreements with universities and research centers in order to collect and analyze clinical and scientific data on cannabis.
- Lastly, the promoters are committed to minimizing the environmental impact of the project. To achieve this goal, the promoters aim at carefully selecting sustainable materials and equipment and to use sustainable energy sources.

Context and methodology

Context and objective



MYM Nutraceuticals Inc. (MYM), founded in Vancouver in 2014, is a leading player in the marijuana industry which is experiencing notable growth in Canada.

In July 2017, MYM entered into agreement with the city of Weedon, Quebec, through its subsidiary CannaCanada Inc. for the development of a cannabis greenhouse project of 1.5 M square feet and the construction of a multipurpose center (CannaCentre).



Deloitte has been mandated by MYM to assess the economic impact of its Weedon project. The scope of the study will include the economic impact of the construction and operations of its facilities, including the production facilities (greenhouses) and the multipurpose center. The CannaCentre will include a museum, an auditorium, a cafeteria, a school, a restaurant, a bookstore, a luxury hotel, a clinic and a cannabis research and innovation center for cannabis.



The overall objective of the study is to estimate the direct, indirect and induced annual and total economic impacts generated by MYM Nutraceuticals' operating expenses and investments in Weedon, Quebec.

As part of this mandate, Deloitte will assess the economic impact of:

- The construction in Weedon, Quebec, of MYM's production facilities (greenhouses) and its multipurpose CannaCentre;
- The operation in Weedon, Quebec, of the MYM's production facilities (greenhouses) for a 15-year period upon completion of construction.



This economic impact assessment will cover the followings:

- Economic impact: value added to GDP, jobs created (FTEs), paid wages;
- Fiscal impact: all taxes income for the governments of Quebec and Canada.

For the purpose of this study, Statistics Canada input-output models will be used to simulate the economic impact of the construction and operation of the Weedon project.

Methodology

The study presents the direct, indirect and induced annual and total economic impacts generated by MYM's operating expenses and investments in Weedon, Quebec. The financial data was collected directly from MYM for each of the facility involved in the study. The data set was compiled into matrices and segmented in terms of operating expenses and investments.

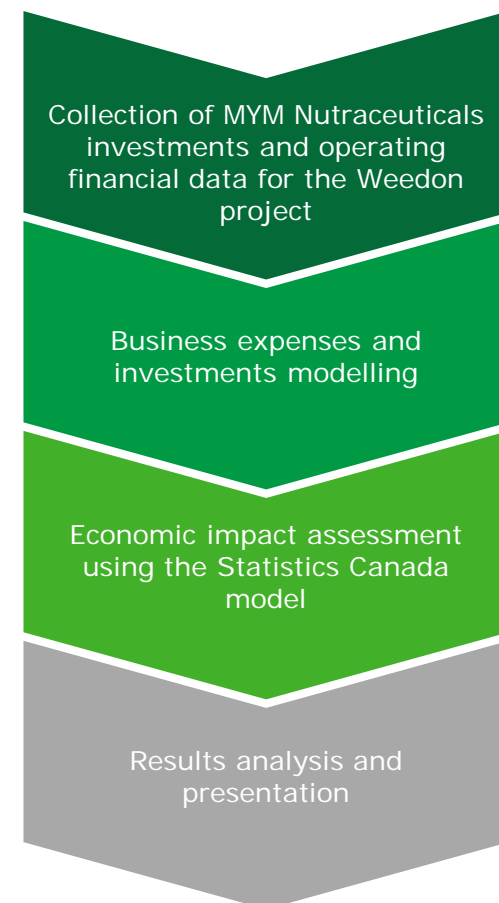
The model used to assess the economic impact of the project is the one used by Statistics Canada. This model measures the direct, indirect, induced and total effects on labor income, gross domestic product (GDP), employment (number of full-time equivalent jobs), and tax revenues on products and production arising from expenses attributable to an organization, a business or a project.

These models are based on the Resource and Employment Tables (formerly known as Input-Output Tables) which consist of detailed statistics on Canada's economic activities (i.e., production and use of goods and services) to estimate the total effect of an initial change in the expenditures of a specific sector in the economy, which are called multipliers. The statistics also help determine coefficients, which are essentially estimates of the proportion of a dollar spent by an organization, an institution or for an event, that will be spent in the local or regional economy as well as in other provinces and territories.

The study is therefore specifically based on Statistics Canada's Interprovincial Input-Output Model. This model takes into account interprovincial and inter-territorial trade as well as the production and consumption of goods and services and provides comparable multipliers and coefficients for each province and territory.

The study uses the multipliers and coefficients to estimate the impact of the project. This impact is assessed in terms of labor income, gross domestic product (GDP), employment and tax revenues (limited to taxes on production and products).

Study methodology overview



Methodology (continued)

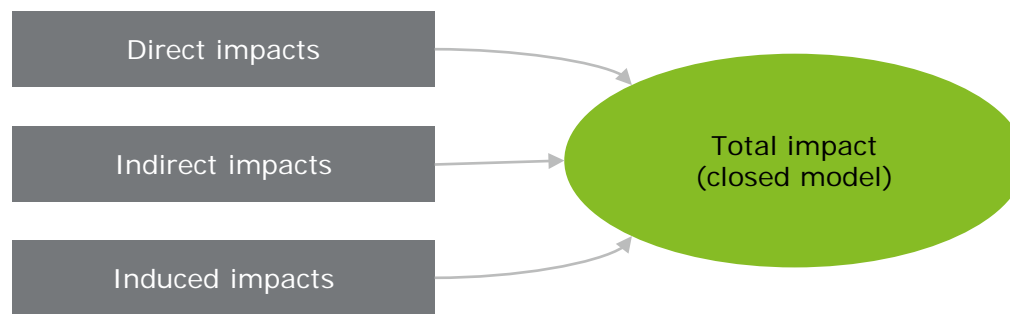
Three types of economic impact have been calculated: direct, indirect and induced. These three types of impact are compiled together in order to assess the total impact of an organization, institution or event.

Similarly, it assesses the direct, indirect and induced effects on the following indicators: gross domestic product (GDP), labor income, employment (total number of jobs and number of full-time equivalents) and tax revenue (taxes on production and products).

The direct impacts represent the initial and immediate economic activities (jobs and revenues) that are generated by a project. The direct impacts associated with the development coincide with the first set of expenditures in the economy;

The indirect impacts outline the delta in the production, employment and income occurring in the other related firms and industries.

The induced impacts include the effects of household spending in the local economy as a result of the direct and indirect effects of an economic activity (e.g., a project, an event, etc.). The induced effects are noticeable when employees working on a new project (e.g., a new manufacturing plant) spend their new income in the geographic area under study.



General hypotheses

- Deloitte will only provide consulting services and will not perform any management function, take any management decision, or implement any solution or process;
- It is the sole responsibility of MYM's management, among other things, to make all management decisions and perform all management functions, to designate a member of MYM's management to oversee the services and to assess the adequacy and results of the services, to accept responsibility for the results of the Services, and to establish and maintain internal controls, including the monitoring of ongoing activities;
- All construction and operation financial data used for this economic impact assessment study were provided by MYM Nutraceuticals;
- All Deloitte deliverables, reports and other documents released or prepared by Deloitte for the provision of the aforementioned consulting services will be considered as a draft and must be reviewed and approved by MYM Nutraceuticals' management prior to be considered as final and official.

Economic impact generated by the construction

Fixed assets investments - Greenhouses

Investments of \$104 M are planned for the construction of cannabis production greenhouses in Weedon, Quebec

MYM Nutraceuticals Inc. and CannaCanada are planning to establish medicinal cannabis production facilities for medical use, in Weedon, Quebec. The facilities will feature new technologies, practices that will reduce the ecological footprint, as well as research and innovation.

The Weedon project is based on an agreement with the city of Weedon which allows MYM to acquire 329 acres of land in Weedon on *Rang 2 Sud*, to develop a 1,500,000 square foot farm of greenhouses and to produce more than 150 000 kg of cannabis. Estimated revenues for MYM are \$750 M per year.

Fifteen 100,000 square feet medical cannabis greenhouses are planned. The construction will be carried out in several phases. In total, capital investments for the production facilities represent \$104 M.

Investment expenses for the construction of the greenhouses in Weedon

	In thousands \$
Equipment	22,000
Construction fees and materials	70,000
Engineering and consulting fees	8,000
Other expenses	4,000
Total	104,000

Fixed assets investments – Multipurpose center

Investments of \$119 M are planned for the construction of a multipurpose center in Weedon, Quebec

A 120,000 square feet multipurpose center is also planned in the Weedon project. It will include a museum, an auditorium, a cafeteria, a school, a restaurant, a bookstore, a luxury hotel, a clinic and a center for research and innovation on cannabis.

In addition, the Weedon project will also deploy the construction of an energy self-sufficient real estate development with GHouse, which will include 36 new houses.

The research and innovation center will focus on the development of industrial hemp applications, in partnership with the Weedon economic corporation in order to foster new businesses creation in the Weedon industrial park. New industrial uses of hemp could include food and feed, veterinary medicine, cosmetics, building materials, biomass, soap, paper, textiles, etc.


Finally, MYM wishes to enter into agreements with universities and research centers in order to collect and analyze clinical and scientific data on cannabis.

Investment expenses for the construction of the multipurpose CannaCentre in Weedon


	In thousands \$
Equipment	25,000
Construction fees and materials	80,000
Engineering and consulting fees	4,000
Other expenses	10,000
Total	119,000

Economic impact generated by the construction - Greenhouses

Economic impact in Quebec


 <i>In thousands \$</i>	Direct impacts	Indirect impacts	Induced impacts	Total impact
Added value to initial cost	36,895	23,157	17,736	77,787
Wages before income taxes	36,082	15,330	8,384	59,796
Other wages before taxes	813	7,826	9,352	17,991
Employment (job-year equivalents)	467	240	160	868

Economic impact in Canada


 <i>In thousands \$</i>	Direct impacts	Indirect impacts	Induced impacts	Total impact
Added value to initial cost	37,891	31,382	24,646	93,920
Wages before income taxes	36,704	20,574	12,002	69,280
Other wages before taxes	1,187	10,808	12,645	24,640
Employment (job-year equivalents)	476	311	217	1,004

Economic impact generated by the construction – Multipurpose center

Economic impact in Quebec

 <i>In thousands \$</i>	Direct impacts	Indirect impacts	Induced impacts	Total impact
Added value to initial cost	53,212	19,609	22,860	95,681
Wages before income taxes	52,411	12,899	10,805	76,114
Other wages before taxes	801	6,710	12,055	19,567
Employment (job-year equivalents)	669	209	207	1,085


Economic impact in Canada

 <i>In thousands \$</i>	Direct impacts	Indirect impacts	Induced impacts	Total impact
Added value to initial cost	55,185	27,682	31,304	114,171
Wages before income taxes	53,732	17,953	15,259	86,945
Other wages before taxes	1,453	9,729	16,045	27,226
Employment (job-year equivalents)	686	279	276	1,241


Total economic impact generated by the construction

The direct value added to GDP from the construction projects in Canada is estimated at \$93.1 M and the total impact (including indirect and induced impacts) is estimated at \$208.1 M. The economic impact in Quebec is estimated at \$173.5 M. The total number of required jobs for the construction is estimated at 2,244 FTEs for Canada, including 1,953 in Quebec. This total includes 1,162 direct jobs (FTE), which 1,137 would take place in Quebec.

Economic impact in Quebec

 <i>In thousands \$</i>	Direct impacts	Indirect impacts	Induced impacts	Total impact
Added value to initial cost	90,107	42,766	40,595	173,468
Wages before income taxes	88,493	28,229	19,189	135,910
Other wages before taxes	1,615	14,537	21,407	37,558
Employment (job-year equivalents)	1,137	449	367	1,953


Economic impact in Canada

 <i>In thousands \$</i>	Direct impacts	Indirect impacts	Induced impacts	Total impact
Added value to initial cost	93,076	59,064	55,951	208,091
Wages before income taxes	90,436	38,527	27,261	156,224
Other wages before taxes	2,640	20,537	28,690	51,867
Employment (job-year equivalents)	1,162	590	493	2,244


Economic impact generated by the operations

Economic impact generated by operations – Greenhouses

Economic impact in Quebec, for a **1-year** period, upon construction completion, and considering full production capacity

 <i>In thousands \$</i>	Direct impacts	Indirect impacts	Induced impacts	Total impact
Added value to initial cost	33,999	75,157	27,865	137,022
Wages before income taxes	32,581	52,088	13,204	97,873
Other wages before taxes	1,418	23,069	14,661	39,148
Employment (job-year equivalents)	400*	882	252	1,535

Economic impact in Canada, for a **1-year** period, upon construction completion, and considering full production capacity

 <i>In thousands \$</i>	Direct impacts	Indirect impacts	Induced impacts	Total impact
Added value to initial cost	46,806	102,301	45,814	194,922
Wages before income taxes	41,521	68,525	22,080	132,126
Other wages before taxes	5,286	33,775	23,735	62,796
Employment (job-year equivalents)	400*	1,112	391	1,903

*The number of jobs was provided by MYM Nutraceuticals' management


Sources: Deloitte analysis; Data provided by MYM Nutraceuticals' management; Estimates generated by Statistics Canada simulations.

© Deloitte LLP and affiliated entities.


Economic impact generated by operations – Greenhouses

The total economic impact of the greenhouses operations generated by the operating expenses in Canada is estimated at \$2.9 B for a 15-year period, or \$194.9 M per year. The economic impact for Quebec is estimated at \$2.1 B for the same period. Total employment generated by the operations in Canada is estimated at 28,545 FTEs, or 1,903 FTEs per year including 400 jobs. For Quebec, the total number of jobs is estimated at 23,025 FTEs.

Economic impact in Quebec, for a **15-year** period, upon construction completion, and considering full production capacity

 <i>In thousands \$</i>	Direct impacts	Indirect impacts	Induced impacts	Total impact
Added value to initial cost	509,990	1,127,357	417,976	2,055,323
Wages before income taxes	488,722	781,322	198,054	1,468,097
Other wages before taxes	21,268	346,035	219,922	587,226
Employment (job-year equivalents)	6,000	13,237	3,780	23,025

Economic impact in Canada, for a **15-year** period, upon construction completion, and considering full production capacity


 <i>In thousands \$</i>	Direct impacts	Indirect impacts	Induced impacts	Total impact
Added value to initial cost	702,097	1,534,513	687,215	2,923,825
Wages before income taxes	622,814	1,027,880	331,197	1,981,892
Other wages before taxes	79,283	506,632	356,018	941,933
Employment (job-year equivalents)	6,000	16,683	5,870	28,545

Total economic impact assessment of the Weedon Project


Total economic impact assessment

The total economic impact for all construction projects and greenhouses operation on a 15-year period is estimated at \$3.1 B for Canada, including \$2.2 B for Quebec. The total generated employment in Canada by the Weedon project is estimated at 30,790 FTEs. The jobs distribution is 2,245 for construction and 28,545 for operations (1,903 FTEs per year).

Total economic impact in Quebec (direct, indirect and induced impacts)

 <i>In thousands \$</i>	Greenhouses construction	Greenhouses operation, 15-year period	Multipurpose center construction	Total impact
Added value to initial cost	77,787	2,055,323	95,681	2,228,792
Wages before income taxes	59,796	1,468,097	76,114	1,604,008
Other wages before taxes	17,991	587,226	19,567	624,784
Employment (job-year equivalents)	868	23,025	1,085	24,978

Total economic impact in Canada (direct, indirect and induced impacts)



 <i>In thousands \$</i>	Greenhouses construction	Greenhouses operation, 15-year period	Multipurpose center construction	Total impact
Added value to initial cost	93,920	2,923,825	114,171	3,131,916
Wages before income taxes	69,280	1,981,892	86,945	2,138,116
Other wages before taxes	24,640	941,933	27,226	993,800
Employment (job-year equivalents)	1,004	28,545	1,241	30,790

Sources: Deloitte analysis; Data provided by MYM Nutraceuticals' management; Estimates generated by Statistics Canada simulations.
© Deloitte LLP and affiliated entities.

Governments tax revenues

Governments tax revenues – Construction of the greenhouses



Tax revenues for the governments of Quebec and Canada

	<i>In thousands \$</i>	Indirect impacts	Direct impacts	Total impact
Revenues for the government of Quebec 		12,676	5,254	17,930
Income taxes from individuals - Quebec		5,807	890	6,697
Sales taxes		221	1,640	1,861
Specific levies and taxes		607	1,799	2,407
Incidental taxation		6,041	925	6,966
Revenues for the government of Canada 		6,156	2,658	8,814
Income taxes from individuals - Canada		5,022	999	6,021
Sales taxes		94	1,012	1,106
Excise duty		203	481	684
Incidental taxation		837	166	1,003

Note: These estimates exclude fiscal revenues from corporate taxes as well as excise duty on cannabis products for both governments.
Sources: Deloitte analysis; Data provided by MYM Nutraceuticals' management; Estimates generated by Statistics Canada simulations.

Governments tax revenues – Greenhouses operation



Tax revenues for the governments of Quebec and Canada, from greenhouses operation, for a **1-year** period, upon construction completion, and assuming full production capacity

	<i>In thousands \$</i>	Indirect impacts	Direct impacts	Total impact
Revenues for the government of Quebec 		21,961	8,216	30,176
Income taxes from individuals - Quebec		9,021	1,401	10,422
Sales taxes		1,059	2,553	3,611
Specific levies and taxes		2,496	2,806	5,302
Incidental taxation		9,385	1,457	10,841
Revenues for the government of Canada 		12,282	4,898	17,180
Income taxes from individuals - Canada		9,258	1,845	11,103
Sales taxes		905	1,862	2,767
Excise duty		576	884	1,460
Incidental taxation		1,543	307	1,851

Note: These estimates exclude fiscal revenues from corporate taxes as well as excise duty on cannabis products for both governments.
Sources: Deloitte analysis; Data provided by MYM Nutraceuticals' management; Estimates generated by Statistics Canada simulations.

Governments tax revenues – Greenhouses operation



Tax revenues for the governments of Quebec and Canada, from greenhouses operation, for a **15-year** period, upon construction completion, and assuming full production capacity

	<i>In thousands \$</i>	Indirect impacts	Direct impacts	Total impact
Revenues for the government of Quebec 		329,408	123,239	452,647
Income taxes from individuals - Quebec		135,319	21,008	156,327
Sales taxes		15,881	38,290	54,171
Specific levies and taxes		37,440	42,087	79,527
Incidental taxation		140,769	21,854	162,622
Revenues for the government of Canada 		184,231	73,469	257,700
Income taxes from individuals - Canada		138,872	27,674	166,545
Sales taxes		13,569	27,929	41,498
Excise duty		8,646	13,254	21,900
Incidental taxation		23,145	4,612	27,758

Note: These estimates exclude fiscal revenues from corporate taxes as well as excise duty on cannabis products for both governments.
Sources: Deloitte analysis; Data provided by MYM Nutraceuticals' management; Estimates generated by Statistics Canada simulations.

Governments tax revenues – Construction of the multipurpose center

Tax revenues for the governments of Quebec and Canada



	<i>In thousands \$</i>	Indirect impacts	Direct impacts	Total impact
Revenues for the government of Quebec 		16,010	6,776	22,786
Income taxes from individuals - Quebec		7,492	1,147	8,638
Sales taxes		148	2,115	2,263
Specific levies and taxes		577	2,321	2,898
Incidental taxation		7,793	1,193	8,986
Revenues for the government of Canada 		7,697	3 378	11,075
Income taxes from individuals - Canada		6,385	1,270	7,655
Sales taxes		41	1,286	1,327
Excise duty		207	611	818
Incidental taxation		1,064	212	1,276

Note: These estimates exclude fiscal revenues from corporate taxes as well as excise duty on cannabis products for both governments.
Sources: Deloitte analysis; Data provided by MYM Nutraceuticals' management; Estimates generated by Statistics Canada simulations.

Total compiled governments tax revenues

Total tax income of nearly \$493.4 M for the Government of Quebec and nearly \$277.6 M for the Government of Canada is estimated for the construction and the operations, for a 15-year period, upon construction completion. These earnings exclude tax revenues from excise duty and corporate tax revenues.

Total compiled tax revenues for the governments of Quebec and Canada, on a **15-year** period, for all projects, upon construction completion, and assuming full production capacity

<i>In thousands \$</i>	Greenhouses construction	Greenhouses operation, 15-year period	Multipurpose center construction	Total compiled impact
Revenues for the government of Quebec 	17,930	452,647	22,786	493,363
Income taxes from individuals - Quebec	6,697	156,327	8,638	171,661
Sales taxes	1,861	54,171	2,263	58,294
Specific levies and taxes	2,407	79,527	2,898	84,832
Incidental taxation 	6,966	162,622	8,986	178,575
Revenues for the government of Canada	8,814	257,700	11,075	277,589
Income taxes from individuals - Canada	6,021	166,545	7,655	180,220
Sales taxes	1,106	41,498	1,327	43,931
Excise duty	684	21,900	818	23,402
Incidental taxation	1,003	27,758	1,276	30,037

Note: These estimates exclude fiscal revenues from corporate taxes as well as excise duty on cannabis products for both governments.

Sources: Deloitte analysis; Data provided by MYM Nutraceuticals' management; Estimates generated by Statistics Canada simulations.

© Deloitte LLP and affiliated entities.

Other potential sources of economic impact

Other potential sources of economic impact

In addition to the total economic impact of the project, other impacts are expected from the Weedon project.

Excise duty on cannabis products

- Other earnings are expected for the governments of Quebec and Canada from the excise duty on cannabis products. This additional income is estimated at about \$ 1 per gram, depending on the type of product. The distribution currently proposed by the Department of Finance Canada is 75% of the revenue for the Government of Quebec and 25% for the Government of Canada.
- Considering a full production capacity of 165 M grams of dried cannabis and extracts from trims, as well as 1 M seed plants for personal use, the annual excise duty would be estimated at \$124.5 M for Quebec and \$41.5 M for Canada.
- For a 15-year period, and considering full production capacity, excise duty revenue from the greenhouses operation would be estimated at nearly \$1.9 B for Quebec and nearly \$622.5 M for Canada.

Other potential sources of economic impact (continued)

In addition to the total economic impact of the project, other impacts are expected from the Weedon project.

Related economic and social development

- The Weedon project also takes into account other economic dimensions, such as social, cultural, environmental and touristic impacts.
- The multipurpose CannaCentre will include a museum, an auditorium, a cafeteria, a school, a restaurant, a bookstore, a luxury hotel, a clinic and a cannabis research and innovation center.
- Moreover, the Weedon Project will include the construction of a 36 energy self-sufficient houses residential project with Ghouse.
- The research and innovation center will focus on the development of industrial hemp applications, in partnership with the Weedon economic corporation in order to foster new businesses creation in the Weedon industrial park. New industrial uses of hemp could include food and feed, veterinary medicine, cosmetics, building materials, biomass, soap, paper, textiles, etc.
- The project aims at transforming Weedon into a touristic and recreational site about hemp and cannabis, possibly related to the Sherbrooke Museum of Science and Nature.
- MYM also wants to enter into agreements with universities and research centers in order to collect and analyze clinical and scientific data on cannabis. Discussions are ongoing with private companies and major research and learning centers, such as Laval University, University of Sherbrooke and Concordia University.
- Lastly, the promoters are committed to minimizing the environmental impact of the project. To achieve this goal, the promoters aim at carefully selecting sustainable materials and equipment and to use sustainable energy sources.



Deloitte, one of Canada's leading professional services firms, provides audit, tax, consulting, and financial advisory services. Deloitte LLP, an Ontario limited liability partnership, is the Canadian member firm of Deloitte Touche Tohmatsu Limited.

Deloitte refers to one or more of Deloitte Touche Tohmatsu Limited, a UK private company limited by guarantee, and its network of member firms, each of which is a legally separate and independent entity. Please see www.deloitte.com/about for a detailed description of the legal structure of Deloitte Touche Tohmatsu Limited and its member firms.

The information contained herein is not intended to substitute for competent professional advice.

© Deloitte LLP and affiliated entities.